



Fire Paramedic Service • Service d'incendie et de soins médicaux d'urgence  
Fire Prevention Branch • Direction de la Prévention des incendies

## **PART 5 – GUIDE TO THE MANITOBA FIRE CODE REQUIREMENTS FOR NON-FIXED SEATING**

Non-fixed seating applies to seats that are not permanently attached in one position. Generally non-fixed seats are used in areas that are utilized in many different ways. An example would be the gymnasium in a school, or the hall in a community club.

This guide is to assist property/business owners so they are in compliance with the Manitoba Fire Code requirements for non-fixed seating.

Typically, non-fixed seating will either be arranged in rows (indoors or outdoors), or at tables.


A. Non-fixed seating arranged in rows shall meet the following (see illustration):

- 1) The seats shall be arranged in rows.
- 2) The distance between the rows shall be 400 mm (16 inches), and be measured from a plumb line from the back of one seat to the most forward projection of the seat directly behind it.
- 3) Aisles shall be located so there are no more than 7 seats between any seat and the nearest aisle. Thus, there can only be 16 seats in a row between aisles.
- 4) Aisles that serve rows where there are 60 seats or fewer must be at least 750 mm (30 inches) wide.
- 5) Aisles that serve rows where there are more than 60 seats must be the greater of 1100 mm (44 inches) wide, or the number of seats the aisle serves X 6.1 mm/person. For example, if the aisle serves 100 seats:  $100 \times 6.1 = 610$  mm. The greater of 610 mm or 1100 mm is 1100 mm. Thus, the minimum width the aisle serving 100 seats can be is 1100 mm (44 inches).
- 6) Dead end aisles must not be longer than 6 M (20 ft.).

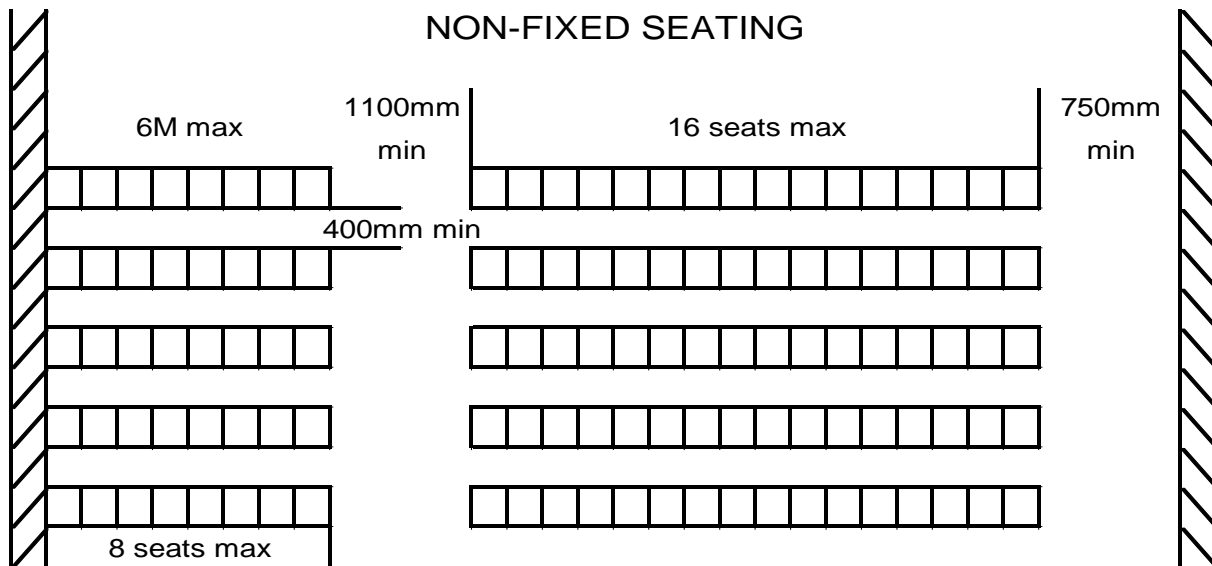
*Embrace the Spirit • Vivez l'esprit*

604 St. Mary's Road • 604, chemin St. Mary's • Winnipeg • Manitoba R2M 3L5  
tel/tél. (204) 986-6358 • fax/télec. (204) 986-6198 • www.winnipeg.ca

- 7) Every required egress doorway shall be served by an aisle that has a clear width not less than 1100mm (44inches), has access to at least one additional egress doorway; and at every point on the aisle, provides a choice of 2 opposite directions by which to reach an egress doorway. **NO EXITS CAN BE BLOCKED.**
- 8) When your assembly contains more than 200 seats, the seats in a row shall be fastened together in units no fewer than 8 seats. If the row has 7 or fewer seats, then all the seats in the row shall be fastened together.



- 9) When arranging non-fixed seats in outdoor assembly areas, aisles can be located so there are no more than 15 seats to the nearest aisle (a maximum of 32 seats/row). Aisles shall be the greater of 1200 mm (48 inches), or the number of seats served by the aisle X 1.8 mm.

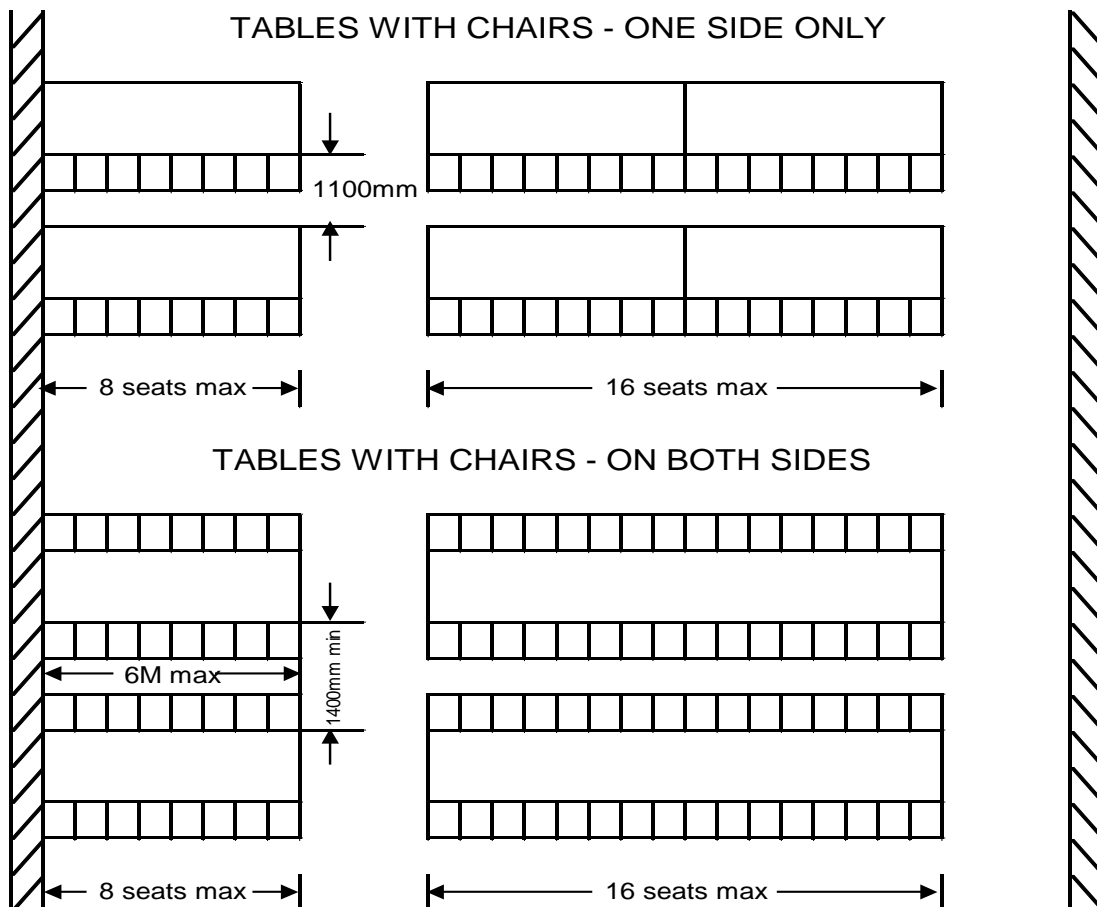


*Embrace the Spirit • Vivez l'esprit*

604 St. Mary's Road • 604, chemin St. Mary's • Winnipeg • Manitoba R2M 3L5  
tel/tél. (204) 986-6358 • fax/télec. (204) 986-6198 • www.winnipeg.ca

B: Non-fixed seating that is arranged with tables shall meet the following (see illustration below):

- 1) If the tables being used will be set up with chairs on both sides, the distance from the edge of one table to the edge of the next shall not be less than 1400 mm (56 inches).
- 2) If the tables being used will be set up with chairs on one side only, the distance from the edge of one table to the edge of the next shall not be less than 1000 mm (40 inches).
- 3) There can be no more than 16 seats in a row, or no more than 7 seats to the nearest aisle as was applied to assembly seating in rows.



*Embrace the Spirit • Vivez l'esprit*

604 St. Mary's Road • 604, chemin St. Mary's • Winnipeg • Manitoba R2M 3L5  
tel/tél. (204) 986-6358 • fax/télec. (204) 986-6198 • www.winnipeg.ca